



# 2019-20 Budget Presentation

Brianne Kirchoff  
School District Business Leader  
Chris Clapper  
Superintendent



# ALEXANDRIA CENTRAL SCHOOL













# 2018-19 IMPROVEMENTS



# School Safety







Northern New York  
Community Foundation

*Thank you, NNCF!!*





# Landscaping & Beautification


















# ALEXANDRIA CENTRAL SCHOOL

Toilet Paper Drive  
To benefit local  
Food Pantries  
March 4th-28th



ACS









CHEVROLE










ALEXANDRIA CENTRAL

MAKERSPACE


DREAM • CREATE • BUILD








Dylan Kojewski



Elizabeth Beyer



Camryn



Lucy



Lucy



Lucy




Dr. Snow's  
Cats in Hats



Esther Beyer



Alexa Decker



Janice



Lucy



Lucy




Lucy



Lucy



Alexa Jones



Janice



Janice



Janice



Janice



Janice



Janice



Janice



Janice



Janice



Janice













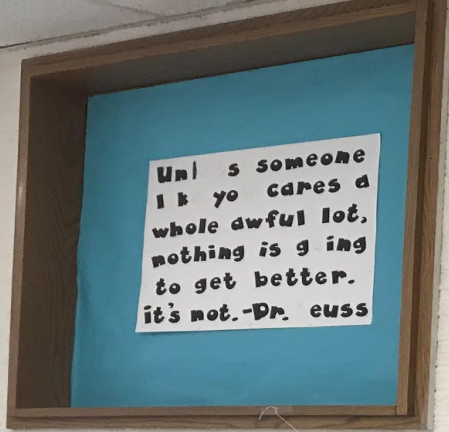




nationalgrid

HERE WITH YOU. HERE FOR YOU.









**BEFORE**



**AFTER**

















New York State  
EDUCATION DEPARTMENT

---

CHILD NUTRITION KNOWLEDGE CENTER



HOW TO CHOOSE A BALANCED MEAL:  
ALWAYS CHOOSE A FRUIT OR VEGETABLE

CHOICE

CHOICE

Welcome to Our  
Taste Test  
Table  
Burrito Bonito

Lime Rice

Chicken

Tomato

Onions

Black Beans

Pinto Beans

Shredded Cheese

Shredded Lettuce

SAFE  
GUARD  
UNDER FREE GLOVES














# Student Achievements



***Odyssey of the  
Mind***















***Art***





















***Nashville***















**FFA**







MAIN CONCOURSE  
SECTIONS 2-9

KRIEG DeVALT CLUB LEVEL  
SECTIONS 101-110

BALCONY LEVEL  
SECTIONS 201-216

# WELCOME TO



MAIN CONCOURSE  
SECTIONS 19-10

KRIEG DeVALT CLUB LEVEL  
SECTIONS 120-111

BALCONY LEVEL  
SECTIONS 232-217

SECTIONS  
1  
MAIN CONCOURSE

SECTIONS  
20  
MAIN CONCOURSE













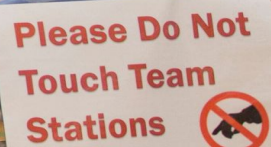


Iron Chef





ACS  
Gotta Grab A Ghost Gyro



Please Do Not  
Touch Team  
Stations















# PROGRAMMING





SCHOOL BREAKFAST

15 | YEARS

ACTION

FOR  
HEALTHY  
KIDS 





Composition

100 Sheets • 200 Pages • Wide Ruled  
Blue • 7 1/2" x 11" • 24.7 x 27.8 cm



Crayola

Preferred by Teachers!

24  
CRAYONS

Crayola

Preferred by Teachers!

CRAYONS

24  
CRAYONS

Crayola

Preferred by Teachers!

24  
CRAYONS

Crayola

Crayola

Crayola

Sharpie

Highlighter / Outliner



BREAK GUARD

Crayola

Preferred by Teachers!

COLOR PENCILS






After School  
Enrichment











WARNING  
HOT SURFACE

MakerBot

 **MakerBot**







SEL Curriculum

PBL

SUPA Statistics

RTI Program Support  
& PD

Inclusive  
Elementary  
Classroom

Improving Literacy  
Among All Students

Anatomy & Physiology

Marine Science

PBIS







# BUS GARAGE

transfinder













**NEW YORK**  
STATE OF  
OPPORTUNITY.

**DASNY**



# BUILDINGS & GROUNDS























































**BOCES**  
PURSUING EXCELLENCE





# Professional Development Opportunities



Math Network

PBL

Science Network

SS Network

ELA / Literacy  
Network

CDOS - ESSA

Instructional Coaches  
Network

RTI Roadmap, guidelines



iReady

Aimsweb+ Training

PBIS





Full PD Catalog Available  
March 29, 2019

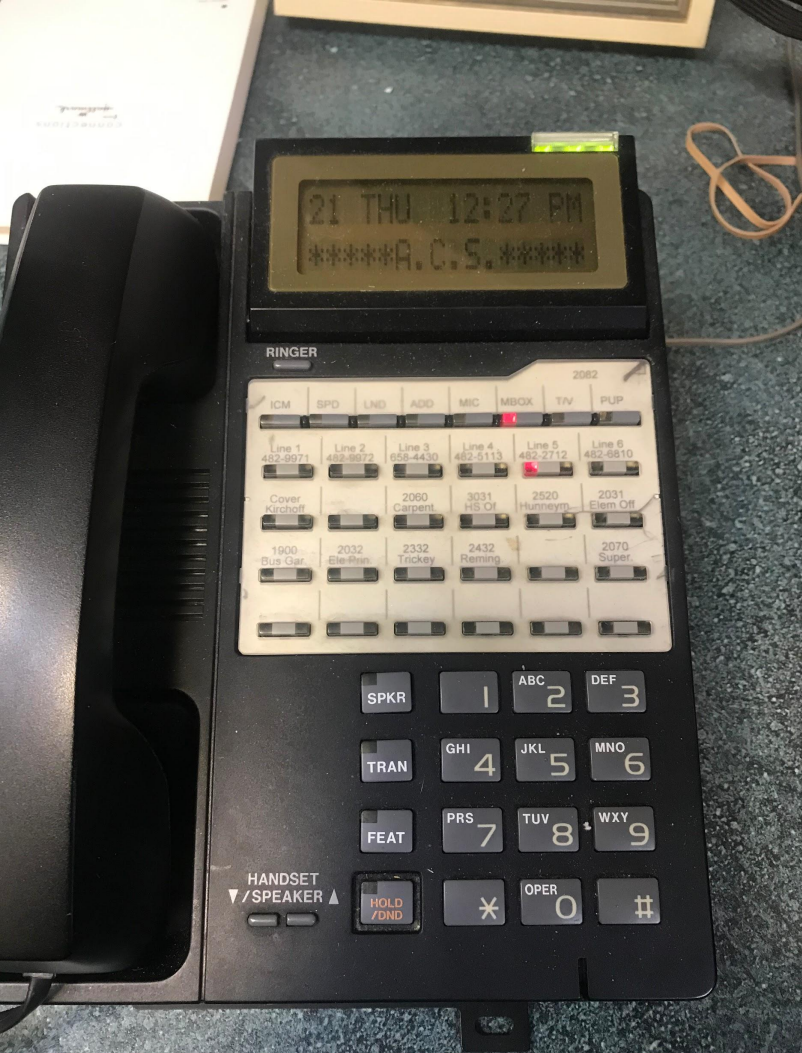




# Smart Schools & E Rate Funding













# Long Term Planning













# The Numbers

- **<1% Budget Increase - LOWEST amongst area schools**
- **What impacts the budget:**
  - **Contractual Increase**
    - **Instructional: 3.75%**
    - **Non-Instructional: 3.25%**
  - **Benefits**
    - **Health Insurance: 1% Increase**
    - **TRS: Decrease from 10.63% to 8.86%**
    - **ERS: No Change**



# Where Did We Save...?

- **Creating an inclusive elementary classroom**
  - \$300,000
- **Decrease in TRS Rates**
  - \$60,000

# Governor's Proposals - Recap

- **Eliminate Expense Based Aid**
  - To be based on CPI
- **Foundation Aid increases minimal**
  - .25% increase
- **Building Aid Changes**
  - NO details at this point
  - NOT expected to be in our favor
- **Tax Cap to be Permanent**
  - No budget expected WITHOUT this proposal included
- **Inability to Collect on Meal Accounts**



# Tax Cap & Preliminary Proposal

Allowable Increase (Decrease) in Dollars	-\$92,412
Allowable Increase (Decrease) in %	-1.26%

**Proposing 3.90% Tax Increase (\$285,928) Max**

- **Requires Voter Override**

# Tax Rate Effect

**EXAMPLE BASED ON LAST YEAR'S ASSESSED VALUES & EQUALIZATION RATES**

		Property Assessment Value			
		\$50,000	\$100,000	\$150,000	\$200,000
	<b>3.9%</b>	\$23.42	\$46.83	\$70.25	\$93.67



# How Do We Compare?

	<u>Tax Cap</u>	<u>Tax Inc</u>	<u>Budget Inc</u>
Adirondack	4.30%	0.00%	
Alexandria	-1.26%	3.90%	1.00%
Beaver River	1.05%		
Carthage	-0.07%	0.00%	4.19%
Copenhagen	-11.09%	-1.00%	
General Brown	0.55%		10.50%
Indian River	-25.30%		-1.09%
LaFargeville	2.47%	2.47%	3.99%
Lowville	24.60%	5.00%	4.25%
Lyme	3.88%	2.50%	1.98%
Sackets Harbor	3.83%	1.99%	3.90%
South Jeff	3.29%	3.29%	5.18%
South Lewis	2.57%	1.75%	2.77%
TI	2.40%		
Town of Webb	2.41%	2.41%	2.83%
Watertown	2.50%	1.99%	

